



SHRINATHJI  
Group of Institutions

# The Jain World School, Mawar, Mati

*SUMMER HOLIDAY HOMEWORK ASSIGNMENT CLASS:-*

Sunshine on my mind,  
summertime in my soul.”



# Dear Parents! Greetings!

Summer vacation is probably the best time of the year for the little ones, It's time for loads of fun for them, we have planned out some simple & interesting activities for our students & they are in amalgamation of simple yet thoughtfully planned activities which promote critical skills amongst young learner . It's an art integrated protect based on scholastic & co-scholastic activities targeting competency based learning.

Please note:- the term 1 assessment from the holiday homework . Students are to complete the activities & submit to their class teacher/subject teachers by the given dates:-

s.no	Subject	Date
1	English/ Maths	08.07.24
2	Hindi/Science	09.07.24
3	Sst/Evs	10.07.24
4	Computer/Physics	11.07.24
5	Chemistry / Biology	12.07.24
6	Jeevan Kaushal	13.07.24





\*All the activities & the use of internet for doing the activities to be done strictly under the supervision of parents.

\*Practice sheets will be uploaded in the class groups and school website [www.tjws.in](http://www.tjws.in)

\*The home assignment

is of 10 marks failing to submit n the given date will result in Absent marking in the records & no marks will be given.



# Dear Parents,


---

IN ADDITION TO THE HOLIDAYS HOMEWORK ACTIVITIES, WE WOULD ALSO SUGGEST THE FOLLOWING ACTIVITIES FOR STUDENTS:- THE STUDENTS TO PRACTICE WRITING ONE PAGE OF ENGLISH & HINDI IN A SEPARATE NOTEBOOK ON AN ALTERNATE BASIS DURING THE HOLIDAYS & THE SAME HAS TO BE BROUGHT TO SCHOOL ON REOPENING. THE STUDENTS TO BE GUIDED TO READ SIMPLE STORY BOOKS WITH SHORT SENTENCES & BOLD ILLUSTRATIONS . PARENTS CAN ALSO LOG INTO STORY WEAVER [HTTPS://STORYWEAVER.ORG.IN/](https://storyweaver.org.in/) . THE APP HAS SHORT INTERESTING & AGE APPROPRIATE STORIES FOR ALL THE AGE GROUP & IN ALL LANGUAGES. THE STUDENTS TO ALSO FOLLOW A DAILY ROUTINE OF EXERCISES AT HOME TO KEEP THEMSELVES FIT & STRONG

YOUTUBE LINK FOR REFERENCE -: <https://youtu.be/fb5-7+lix-1>

# ASSIGNMENT INFORMATION

SUBJECT	HOMEWORK	NOTEBOOK/BOOK
HINDI	Portfolio	File
ENGLISH	Worksheet	File
MATHS	Worksheet	File/Notebook/Project
SCIENCE	Experiments and problem solving	Practical notebook
SOCIAL SCIENCE	Project	File/Project
INFORMATION TECHNOLOGY	Project and worksheet	File and note book



(हिन्दी) ग्रीष्मावकाश गृहकार्य( रचनात्मक लेखन )

आवश्यक निर्देश.

बच्चों ! निम्नलिखित शीर्षक के अंतर्गत संकेत बिंदुओं के आधारित एक पोर्टफोलियो कवर पेज के साथ तैयार कीजिए।

कार्य सुरुचि पूर्वक होना चाहिए ।

1. अभिस्वीकृति (acknowledge ment)

2. व्यक्तिगत जानकारी \_ अपना नाम, कक्षा, विद्यालय का नाम, माता \_ पिता का नाम, घर का पता , शौक

3. आपकी उपलब्धियां, आपकी कमज़ोरियां

1. कवि परिचय के साथ किसी एक विषय पर सचित्र कविता लिखिए( ग्राम श्री अथवा कैदी और कोकिला)

2- ग्रीष्मकालीन अवकाश में आपके द्वारा किए गए क्रियाकलापों का वर्णन करते हुए 120 शब्दों में अनुच्छेद लेखन लिखिए।

# **ENGLISH ( Visual Communication ,Layout Design and Creativity)**

## **GENERAL INSTRUCTIONS**

**1-THIS HOLIDAY ASSIGNMENT COMPRISES OF THREE SECTIONS**

**A-ART INTEGRATED PROJECT ON LAKSHADWEEP ISLAND (BROCHURE): INDIVIDUAL PROJECT**

**B-AIL ACTIVITY TO BE DONE IN PORTFOLIO**

**C-VALUE BASED ASSIGNMENT (HAND MADE DIARY)**

## **ART INTEGRATED PROJECT**

**1. Make a Captivating Travel Brochure on LAKSHADWEEP ISLAND in hard copy**

**A travel brochure is a promotional material that advertises a destination, sight seeing attraction, or tour activity. Brochures can both inspire tourists to plan a trip as well as educate them about sights to see and things to do after they've arrived at their place of interest. How to Create a Travel Brochure Step by Step.**

**1. Use a Color Scheme that Complements Your Imagination**

**2. Write Descriptive Copy**

**3. Include Geographical Details and Contact Info** When designing a brochure, you should know where each piece of information should be placed. What to put in the back of the brochure, on the cover, and so on. In the next paragraphs, Here are some must-have elements that your brochure should contain.

**Let's take a look at them.**

- 1. A catchy headline**
- 2. Purposeful visuals**
- 3. Concise text**
- 4. Branding elements**
- 5. Contact information**
- 6. Call to action**

## **2. VALUE BASED ASSIGNMENT**

**Being innovative How to do:**

**Create your own hand made diary in which you will write daily about one of your virtuous act which you will do, like – helping your mother, helping physically disabled people or under privileged. (80-100 words) Parameters: Creativity, Content, Authentication.**

**3. Framing 20 MCQs from the lessons:**

- The road not taken (poem)**
- The sound of music (Part 1st )**
- The lost child**



## Maths ( Representation, Problem solving, , Number Sence, Conceptual)

### **PROJECT WORK:**

**Constructing the square root spiral-** Take a large sheet of paper and construct the ‘square root spiral’ in the following fashion. Start with a point O and draw a line segment OP<sub>1</sub> of unit length. Draw a line segment P<sub>1</sub> P<sub>2</sub> perpendicular to OP<sub>1</sub> of unit length . Now draw a line segment P<sub>2</sub> P<sub>3</sub> perpendicular to OP<sub>2</sub> . Then draw a line segment P<sub>3</sub> P<sub>4</sub> perpendicular to OP<sub>3</sub> . Continuing in this manner, you can get the line segment P<sub>n-1</sub>P<sub>n</sub> by drawing a line segment of unit length perpendicular to OP<sub>n-1</sub>. In this manner, you will have created the points P<sub>2</sub> , P<sub>3</sub> ,....., P<sub>n</sub> ,... ., and joined them to create a beautiful spiral depicting  $\sqrt{2}, \sqrt{3}, \sqrt{4}$  and so on.

“ All the project work is to be done in a drawing book(20 pages)”

“ The project work should have sub heading AIM , MATERIAL REQUIRED, PROCEDURE , CONCLUSION.

## WORKSHEET

Complete the following worksheet in your homework copy(Access the worksheet by the given link-

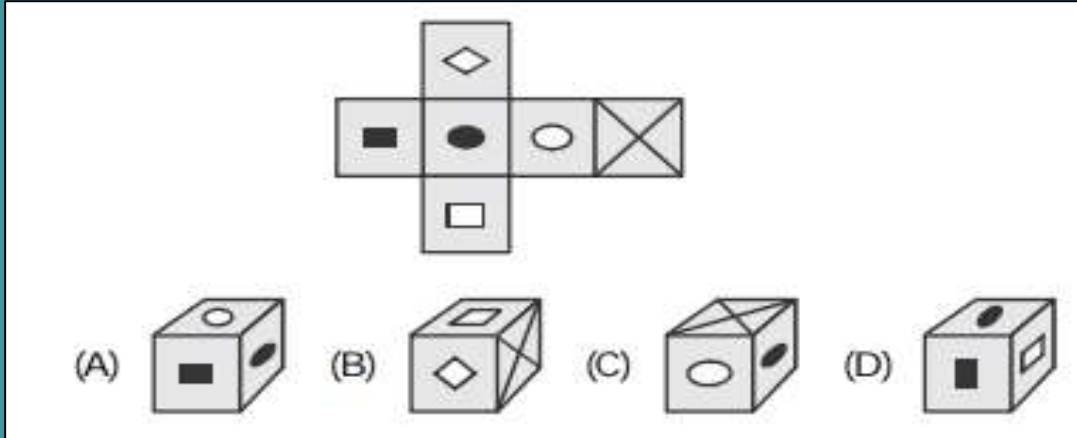
[https://drive.google.com/file/d/1RSkqKhZO9p\\_wJHv\\_IHF225f52k6X8hhF/view?usp=drivesdk](https://drive.google.com/file/d/1RSkqKhZO9p_wJHv_IHF225f52k6X8hhF/view?usp=drivesdk)

## MENTAL MATHS

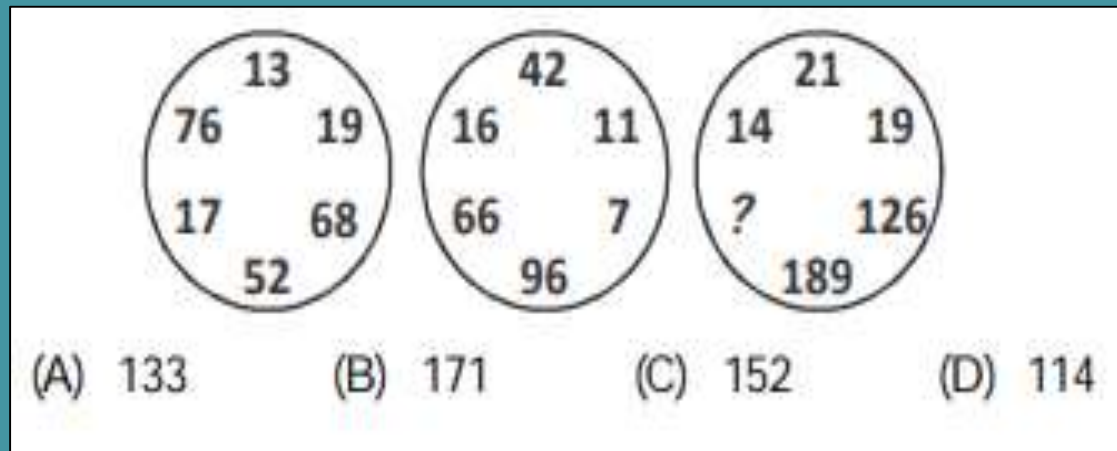
Solve the following questions in your Homework copy

1. When a number 984 is added to another 3 digit number  $4p3$ , we get a four digit number  $13q7$ , which is divisible by 11. What is the value of  $p + q$ ?
2. If 5 persons weave 180 shawls in 12 days, how many shawls will 6 persons weave in 15 days?
3. A is the son of C; C and Q are sisters; Z is the mother of Q and P is the son of Z. Which of the following statements is true?  
(A) P and A are cousins  
A  
maternal grandfather of A  
(B) P is maternal uncle of  
(C) Q is the  
(D) C and P are sisters

4. Which cube can be made from this shape?



5. Which number replaces the question mark?



**Directions (Q6-Q10):** Study the following information carefully and answer the given questions. In a certain code language, ‘special winner certifies health’ is coded as ‘zq ie mn as’ ‘care zone winner certifies’ is coded as ‘mn bn st ie’ ‘care court certifies health’ is coded as ‘cd as mn bn’ ‘special health liberty result’ is coded as ‘zq as zx yx’

1. Which of the following is the code for ‘zone’?  
(A) st            (B) bn            (C) ie            (D) mn            (E) None of these
2. Which of the following word is coded as ‘bn’?  
(A) court        (B) health        (C) zone        (D) care            (E) None of these
3. What may be the code of ‘court orange’?  
(A) st ie        (B) cd mn        (C) ie bn        (D) mn ie            (E) cd qw
4. Which of the following code is coded for ‘Winner’?  
(A) mn            (B) ie            (C) bn            (D) cd            (E) None of these
5. What will be the code of ‘result’?  
(A) zx            (B) as            (C) yx            (D) Either(A) or (C)        (E) None of these

# SCIENCE ( Experimental, problem solving, Innovative, Creative)

## PHYSICS

### SCIENTIFIC INVESTIGATION

- 1) Verification of the Laws of reflection of sound.
- 2) Determination of the density of solid (denser than water) by using a spring balance and a measuring cylinder.
- 3) Establishing the relation between the loss in weight of a solid when fully immersed in
  - a) Tap water
  - b) Strongly salty water with the weight of water displaced by it by taking at least two different solids.
- 4) Determination of the speed of a pulse propagated through a stretched string/slinky (helical spring).

**Note: These experiments need to be written in Physics lab manual or Physics Practical notebook.**

### PROBLEM SOLVING

Solve the chapter end exercises of chapter “Motion” in your Physics notebook

# CHEMISTRY (Experimental, problem solving, Innovative, Creative)

1. preparation of a true solution, suspension and colloidal.
2. Preparation of Mixture and compound and their separation
3. Perform the following reactions and classify them as physical and chemical changes.

**NOTE:** All of above the given experiment write down your practical notebook (40 pages).

## 4. (project work for science exhibition)

states of matter (working model) **9A**- name of the students who belongs to **ODD**

letters of the alphabet:- **A,C,E,G,I,K,M,O,Q,S,U,W,Y**;- Rest of the students solve MCQ & assertion/reason questions in your reference book.

changes of state (working model) **9B**- name of the students who belongs to **EVEN**

letters of the alphabet:- **B,D,F,H,J,L,N,P,R,T,V,X,Z**;- Rest of the students solve MCQ & assertion/reason questions in your reference book.

# **BIOLOGY ( Experimental, innovative, Creative , project and problem solving)**

**Prepare a model to complete plant cell and animal cell using common household items like grain and pulses etc .**

**Consider a cell like your school. Each part of the cell (school) has responsibilities that must be done and certain organelles (people) to do them. Identify the function of following parts of the cell then identify which person does the same job.**

**First one is done as an example to follow:**

**Part of the school that has similar function-**

- 1. Cell membrane (front office)**
- 2. Mitochondria**
- 3. Nucleus**
- 4. Cytoplasm**
- 5. Ribosomes**
- 6. Golgi body**
- 7. Cell wall (only in plant cell)**

**REPORT:** Make a report on structural organization of a Plant cell and an Animal cell.

**ACTIVITY:** To show the process of Endosmosis & Exosmosis in Raisins.

**Links:** 1. <https://youtu.be/AYHELMv1kWI>  
2. <https://youtu.be/HKXMyht6h5Y>





Note:

\*The Activity should be done manually and the project should be handwritten and done on a file\* (A4 size sheets) with proper acknowledgement, certificate and bibliography.

\*For performing activity, you can take help from given YouTube links.

# SOCIAL SCIENCE (PROJECT, PROBLEM SOLVING, Analytical)

Prepare a project on “Disaster Management” (In file)

Pages must be added:-

1. School SGI Logo page with school name.
2. Certificate page.
3. Acknowledgement page.
4. Content page.

Content included

1. Introduction:- \* What is a disaster \*Types of disasters \*Related pictures.
2. Disaster Management Cyde- \*Pre-disaster \*Disaster occurence \* Post-disaster
3. Possible risk reduction measures for Earthquakes.
4. Possible risk reduction measures for Tsunami

5. Possible risk reduction measures for Cyclone.
6. Possible risk reduction measures for Epidemics.
7. Possible risk reduction measures for Floods.
8. Possible risk reduction measures for Drought.
9. Possible risk reduction measures for Landslides.
10. Types of industrial hazards.
11. Preventions of Mechanical hazards.
12. Preventions of Electrical hazards.
13. Preventions of Chemical hazards.
14. Preventions of Fire hazards.

# INFORMATION TECHNOLOGY (TECHNOLOGY,DIGITAL LITERACY AND EXPERIENTIAL

1. Project Work (File) related to the given topics (Choose anyone from the below) :-

Task A)-

- a). Wireless Computing (Seven Trends in Wireless Living)
- b). 5-G Technologies
- c). Handset Evolution and Convergence
- d). A Vision of Future.
- e). Any data, any time, any Place.

**Important Note:-** On the above information submit file with acknowledgement , certificate , bibliography , etc. File should be designed carefully

## **Task B)-**

**Note: Do Holiday Homework in your computer notebook.**

Q.1 Write three paragraphs of the text and apply the following effects

Common effects → Header with dates, Time and Page Number

Paragraph1 → Left Aligned, 15pt line spacing, 6 pt space to the left both before and after the paragraph ,redcolored, underlined text.

Paragraph2 → Justified, 24 pt line spacing, Hanging Indents with a difference of 1.50 cm, single strikethrough text

Paragraph3 → Right Aligned, 10 pt line spacing, all indents set to 2.0, Bold, Italic, and Green Colored Font

Take the printout of the page and paste in your notebook.

Q.2 Create Index page of your science Text Book using various tab options and paste the printout in your notebook.

Q 3. Explain various barriers to effective communication with help of examples.

**Task C)-** Make a 3 D model based on various topic like Artificial Intelligence, Chat GPT, 5G Technology, Computer System 3 D model etc.

# **SPORTS ( Learning by doing )**

**To make the Yoga file paste different photos of Yoga Asana**

**1).Padmasana**

**2).Dhanurasana**

**3).Halasana**

**4).Tadasana**

**5).Chakrasana**

**Find photos from magazine and newspaper you can take help of Internet.**

**( Under Parental guidance )**

JEEVAN KAUSHAL ( Project,  
Creative, Work experience)

Make a project file on the topic :

**"Acquaintance with Local arts and culture"**

Follow these tools

Observation

Interview


Group discussion

Debate

Feedback sheet

Workbook

Checklist



ENJOY YOUR HOLIDAYS